



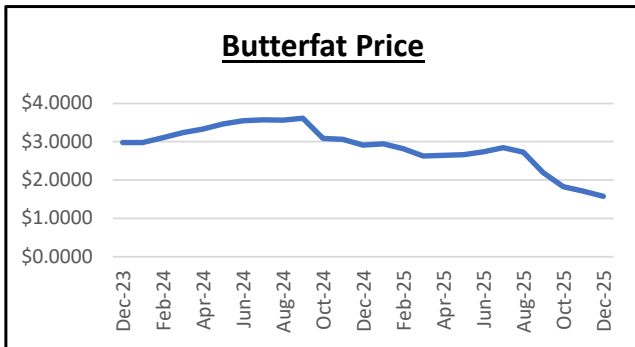
United States
Department of Agriculture
 Agricultural Marketing Service

CALIFORNIA MARKETING AREA FEDERAL MILK ORDER NO. 51

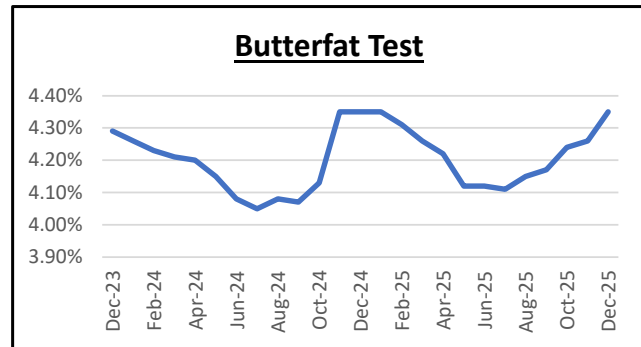
Tel.: (916) 702-6455 — Fax: (833) 673-3751
 email: market.admin@cafmmo.com
 website: www.cafmmo.com

Mailing Address:
 181 Blue Ravine Rd Suite 120
 Folsom, CA 95630

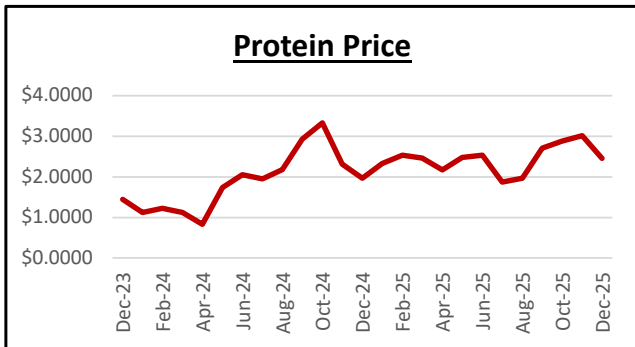
Graphical Summary for Federal Order 51 - December 2025



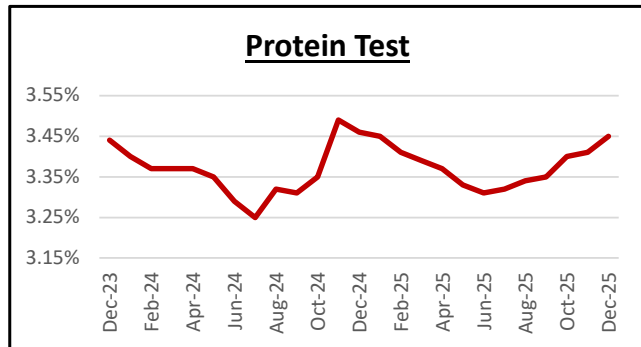
Butterfat Price: The December 2025 Butterfat Price was \$1.5761 per pound, down \$0.1300 from last month and down \$1.3343 year-over-year.



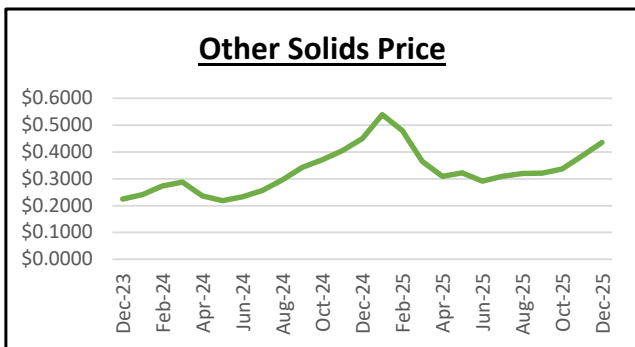
Butterfat Test: The December 2025 Butterfat Test was 4.35%, up 0.09 percentage points from last month and no change year-over-year.



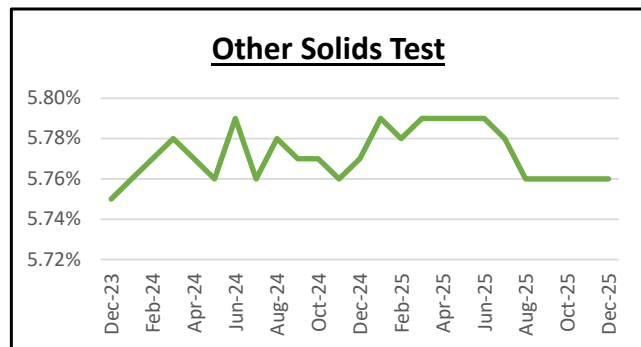
Protein Price: The December 2025 Protein Price was \$2.4563 per pound, down \$0.5580 from last month and up \$0.4926 year-over-year.



Protein Test: The December 2025 Protein Test was 3.45%, up 0.04 percentage points from last month and down 0.01 percentage points year-over-year.

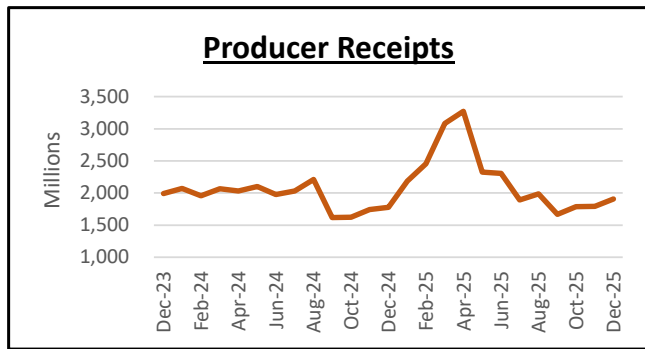
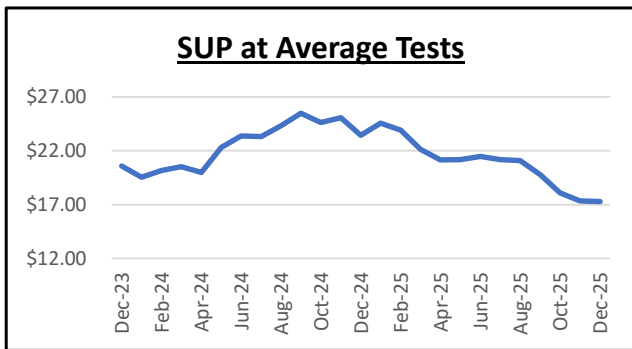


Other Solids Price: The December 2025 Other Solids Price was \$0.4352 per pound, up \$0.0493 from last month and down \$0.0141 year-over-year.



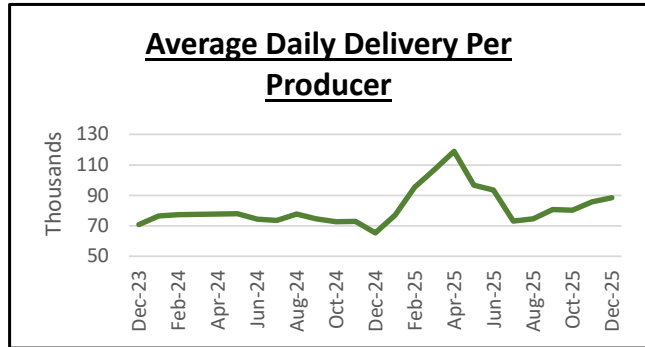
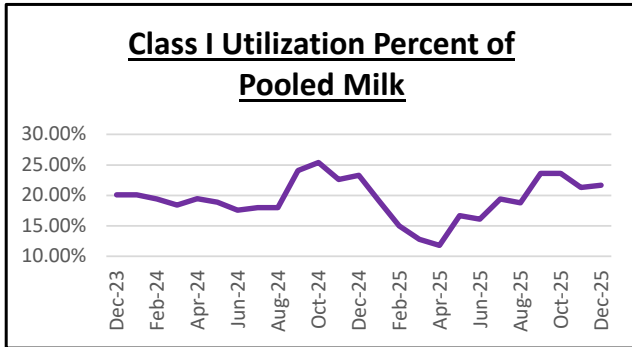
Other Solids Test: The December 2025 Other Solids Test was 5.76%, showing no change from last month and down 0.01 percentage points year-over-year.

CALIFORNIA MARKETING AREA FEDERAL MILK ORDER NO. 51



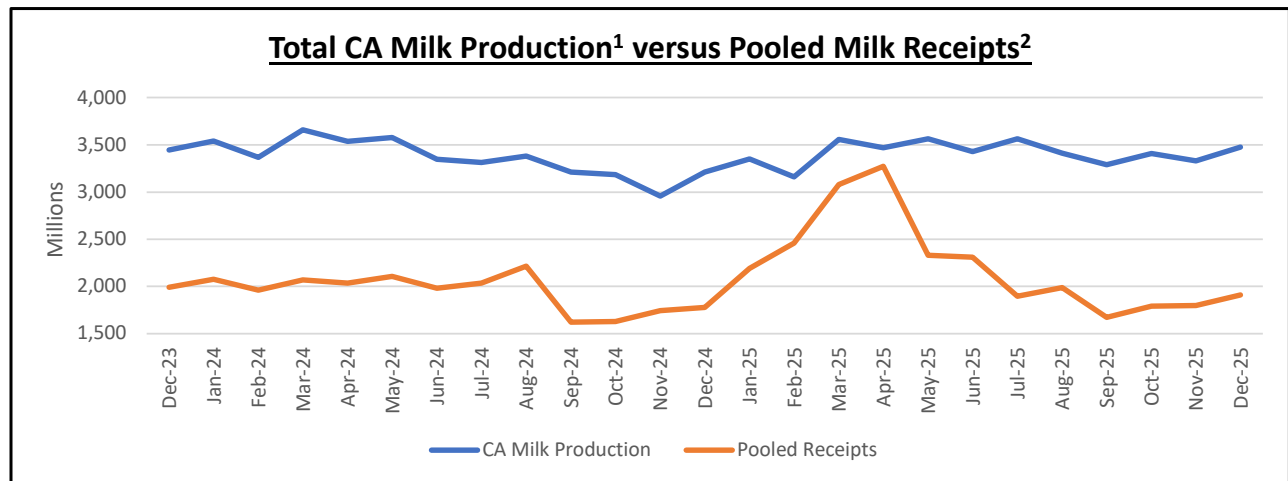
Statistical Uniform Price: FO 51's December 2025 SUP at average tests, priced at Los Angeles County, was \$17.30 per hundredweight, down \$0.05 from the previous month and down \$6.13 year-over year. The SUP is published for informational purposes only.

Producer Receipts: Pooled receipts for December 2025 totaled about 1.909 billion pounds. This month's total reflects a 6.4% increase from the month prior and a year-over-year increase of 7.4%.



Class I Utilization: Class I utilization for December 2025 was 21.7%, an increase of 0.4 percentage points from last month. Year-over-year, Class I utilization decreased by 1.6 percentage points.

ADDPP: The Average Daily Delivery per Producer for the December 2025 pool was roughly 88,593 pounds. This is up 3.1% from the month prior and up 35.4% year-over-year.



¹Milk production data is provided by NASS through the Milk Production Survey

²Pooled Milk includes milk produced outside of California