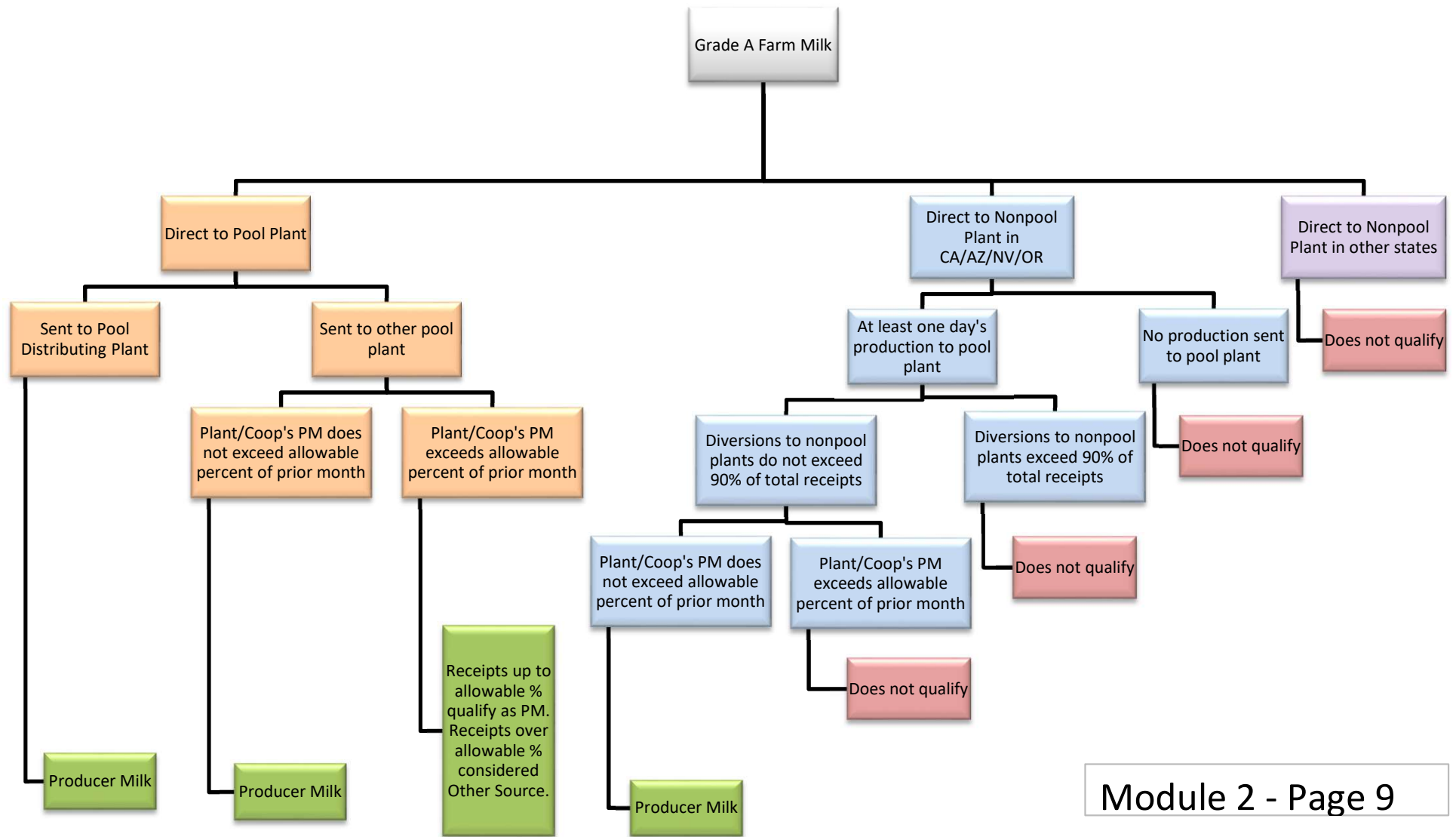


Producer Milk Qualification Flow Chart



Classification of Dairy Products: Comparison of California and Federal Orders

Product Description	CA Class 1/ 2/	FO Class 3/	FO Notes 4/
California Class 1 Products			
Acified Half-and-Half	1	II	
Fluid Milk Products			
Acidophilus	1	I	
Concentrated	1	Classified according to final use of product; Class IV if made into consumer-type package.	
Filled	1	Ask MA for classification determination.	
Flavored	1	I/II	Ask MA for classification determination.
High Nutrient	1	I/II	Class II if hermetically sealed & high protein. Ask MA for classification determination.
Imitation	1	Product not regulated by Federal Orders.	
With Lactobacilius Acidophilus Culture	1	I	
Lactose Reduced	1	I	
Modified	1	Ask MA for classification determination.	
Whole, Reduced Fat, Lowfat, Fat Free	1	I	
Half-and-Half	1	II	* Please note: Half-and-Half should be reported as Class II, Used to Produce.
Milk Drink	1	Ask MA for classification determination.	
Milk Drink Mix	1	Ask MA for classification determination.	
California Class 2 Products			
Acified Buttermilk	2	I	
Acified Half-and-Half Dressing	2	II	
Buttermilk	2	I	* Please note: Buttermilk should be reported as Class I, Route Dispositions.
Clotted Cream	2	II	
Condensed (Sweetened and Unsweetened)			
Milk	2	Classified according to final use of product; Class IV if made into consumer-type package.	
Lowfat Milk	2	Classified according to final use of product; Class IV if made into consumer-type package.	
Fat Free Milk	2	Classified according to final use of product; Class IV if made into consumer-type package.	
Cottage Cheese			
Acified or directly set	2	II	
Creamed	2	II	
Creamed Spread	2	II	
Lowfat	2	II	
Fat Free	2	II	
Partially Creamed	2	II	
Uncreamed	2	II	
Cream			
Acified Cream	2	II	
Coffee Cream	2	II	
Light Cream	2	II	
Table Cream	2	II	
Whipping Cream	2	II	
Cream Dressing (Sour and Acified Sour)	2	II	

Product Description	CA Class 1/ 2/	FO Class 3/	FO Notes 4/
Dry Whey (from Cottage Cheese)	2		Product not regulated by Federal Orders.
Eggnog (all varieties)	2	I	* Please note: Eggnog should be reported as Class I, Route Dispositions.
Evaporated (Sweetened and Unsweetened)			
Cream	2		Classified according to final use of product; Class IV if made into consumer-type package.
Milk	2		Classified according to final use of product; Class IV if made into consumer-type package.
Lowfat Milk	2		Classified according to final use of product; Class IV if made into consumer-type package.
Fat Free Milk	2		Classified according to final use of product; Class IV if made into consumer-type package.
Fromage Frais (Lowfat, Fat Free)	2	II	
Hoop Cheese	2	II	
Kefir and Fruit Kefir	2	II	
Sour Cream and Light Sour Cream	2	II	
Sour Flavored Half-and-Half	2	II	
Sour Half-and-Half Dressing	2	II	
Ultra High Temperature (UHT) and			
Fluid Flavored Milk (Whole, Lowfat, Fat Free)	1	I	
Fluid Milk (Whole, Lowfat, Fat Free)	1	I	
Half-and-Half	1	II	* Please note: UHT Half-and-Half should be reported as Class II, Used to Produce.
Cream	2	II	
Dairy Spread	2		Ask MA for classification determination.
Eggnog	2	I	* Please note: UHT Eggnog should be reported as Class I, Route Dispositions.
Flavored Cream	2	II	
Flavored Drink	2	I/II	Ask MA for classification determination.
Lowfat Milk	2	I	* Please note: UHT Lowfat should be reported as Class I, Route Dispositions.
Milk	2	I	* Please note: UHT Milk should be reported as Class I, Route Dispositions.
Milk Drink Mix	2		Ask MA for classification determination.
Sour Cream	2	II	
Sour Flavored Half-and-Half	2	II	
Ultrasteurized Half-and-Half (Hermetically)	2	II	
Whipped Cream (Cream Topping)	2	II	
Whipped Nonfat Yogurt Topping	2	II	
Yogurt (Flavored, Lowfat, Fat Free)	2	II	
Yogurt Drink (Lowfat, Fat Free)	2	II	
Yogurt Sherbet	2	II	
California Class 3 Products			
Frozen Dairy Dessert (Mix, Lowfat Fat Free)	3	II	
Frozen Yogurt (Mix, Lowfat, Nonfat)	3	II	
Ice Cream and Ice Milk:			
Diabetic	3	II	
Dietetic	3	II	
Imitation	3		Product not regulated by Federal Orders.
Mix	3	II	
Nonfat	3	II	

Product Description	CA Class 1/ 2/	FO Class 3/	FO Notes 4/
Light Dairy Dessert	3	II	
Quiescently Frozen Confections	3	II	
Sherbet	3	II	
California Class 4a Products			
Butter	4a	IV	
Dry Buttermilk	4a	IV	
Nonfat Dry Milk	4a	IV	
Whole Dry Milk	4a	IV	
California Class 4b Products			
Cheese:			
Bakers	4b	II	
Blue	4b	III	
Brick	4b	III	
Cheddar	4b	III	
Colby	4b	III	
Cream	4b	III	
Full Skim	4b	III	
Gorgonzola	4b	III	
Limburger	4b	III	
Monterey Jack	4b	III	
Mozzarella	4b	III	
Muenster	4b	III	
Neufchatel	4b	III	
Parmesan	4b	III	
Part Skim	4b	III	
Provolone	4b	III	
Ricotta	4b	II	
Romano	4b	III	
Swiss	4b	III	
Dry Modified Whey	4b		Product not regulated by Federal Orders.
Dry Whey (from other Cheese)	4b		Product not regulated by Federal Orders.
Additional Products			
Animal Feed	n/a		Assigned to lowest priced class.
Accidental Loss	n/a		Assigned to lowest priced class.
Dumped Milk	n/a		Assigned to lowest priced class.
Prepared Foods (candy, soup, bakery, etc.)	n/a	II	

1/ Source: California Department of Agriculture, "Classification of Dairy Products".

2/ Classification for certain products assigned to different class(es) when sold outside of California.

3/ FO Classification for products does not change when sold outside of California or any other state or Federal Order marketing area.

4/ Products that are classified as CA 1 (FO II) or CA 2 (FO I) are noted in **bold** font. See "FO Notes" column for details.



Office Address:
1404 Carroll
Carrollton, TX 75006-7245
Phone: (972) 245-6060
Fax: (972) 245-3211
Lab Fax: (972) 389-0823

UNITED STATES DEPARTMENT OF AGRICULTURE
AGRICULTURAL MARKETING SERVICE
DAIRY PROGRAMS

Milk Market Administrator
SOUTHWEST MILK MARKETING AREA
Federal Order No. 126

Mailing Address:
P O Box 110939
Carrollton, TX 75011-0939

Home page: www.dallasma.com
E-mail: sw.order@dallasma.com

December 16, 2009

To: Handlers/Interested Parties

From: Cary Hunter
Market Administrator

RE: Concentrated Milk Product Conversion Factors

Factors used to convert concentrated milk products to equivalent pounds have been updated in all federal orders to reflect the current composition of farm milk nationally. The factors used to convert nonfat dry milk (NFDM) to milk equivalent pounds are being reduced to recognize the higher nonfat solids content of farm milk currently as compared to the farm milk composition when the factors were established following a national study in 1965.

Effective for the month of January 2010, the conversion of NFDM powder to equivalent pounds will be as follows:

NFDM fluid equivalent factor = 10.54 (formerly 10.697)
Class IV fluid equivalent factor = 9.89 (formerly 10.046)
Class I volumetric increase = 0.65 (formerly 0.651)
NFDM displacement factor = 13.20 (formerly 13.24)

The conversion chart used by handlers to convert finished product skim condensed milk to equivalent, in lieu of conversion based on specific components in the source ingredient, has also been updated for the current farm milk composition.

Those handlers condensing milk are expected to continue converting finished product skim condensed milk to equivalent pounds based on the actual components in the source of supply into the condenser. Those handlers purchasing finished product skim condensed milk for which the input composition is not known are expected to use the attached conversion chart that converts the finished product skim condensed milk to equivalent milk pounds based on the total solids of the concentrate.

If you have questions, please contact Todd Wilson at ext. 317.

CONCENTRATED SKIM MILK WEIGHT CONVERSION TABLE

<u>% Total Solids in the Mixture</u>	<u>Butterfat Test</u>	<u>Weight Per Gallon</u>	<u>Product Skim Eq. Factor</u>	<u>Class IV Ft. Skim Eq. Factor</u>
Over 19.5, but not over 20.5	0.11	9.03	2.190	1.234
Over 20.5, but not over 21.5	0.11	9.06	2.299	1.348
Over 21.5, but not over 22.5	0.12	9.10	2.408	1.461
Over 22.5, but not over 23.5	0.13	9.14	2.518	1.575
Over 23.5, but not over 24.5	0.13	9.18	2.627	1.688
Over 24.5, but not over 25.5	0.14	9.22	2.737	1.802
Over 25.5, but not over 26.5	0.14	9.26	2.846	1.915
Over 26.5, but not over 27.5	0.15	9.30	2.956	2.029
Over 27.5, but not over 28.5	0.15	9.34	3.065	2.142
Over 28.5, but not over 29.5	0.16	9.38	3.175	2.255
Over 29.5, but not over 30.5	0.16	9.42	3.284	2.369
Over 30.5, but not over 31.5	0.17	9.46	3.394	2.482
Over 31.5, but not over 32.5	0.18	9.50	3.503	2.596
Over 32.5, but not over 33.5	0.18	9.54	3.613	2.709
Over 33.5, but not over 34.5	0.19	9.58	3.722	2.823
Over 34.5, but not over 35.5	0.19	9.62	3.832	2.936
Over 35.5, but not over 36.5	0.20	9.67	3.941	3.049
Over 36.5, but not over 37.5	0.20	9.71	4.051	3.163
Over 37.5, but not over 38.5	0.21	9.75	4.160	3.276
Over 38.5, but not over 39.5	0.21	9.80	4.270	3.390
Over 39.5, but not over 40.5	0.22	9.84	4.379	3.503
Over 40.5, but not over 41.5	0.22	9.89	4.488	3.617
Over 41.5, but not over 42.5	0.23	9.93	4.598	3.730
Over 42.5, but not over 43.5	0.24	9.98	4.707	3.844
Over 43.5, but not over 44.5	0.24	10.02	4.817	3.957
Over 44.5, but not over 45.5	0.25	10.07	4.926	4.070
Over 45.5, but not over 46.5	0.25	10.12	5.036	4.184
Over 46.5, but not over 47.5	0.26	10.16	5.145	4.297
Over 47.5, but not over 48.5	0.26	10.21	5.255	4.411
Over 48.5, but not over 49.5	0.27	10.26	5.364	4.524
Over 49.5, but not over 50.5	0.27	10.31	5.474	4.638
Over 50.5, but not over 51.5	0.28	10.36	5.583	4.751
Over 51.5, but not over 52.5	0.28	10.41	5.693	4.865
Over 52.5, but not over 53.5	0.29	10.46	5.802	4.978
Over 53.5, but not over 54.5	0.30	10.51	5.912	5.091
Over 54.5, but not over 55.5	0.30	10.56	6.021	5.205
Over 55.5, but not over 56.5	0.31	10.61	6.131	5.318
Over 56.5, but not over 57.5	0.31	10.66	6.240	5.432
Over 57.5, but not over 58.5	0.32	10.72	6.350	5.545
Over 58.5, but not over 59.5	0.32	10.77	6.459	5.659
Over 59.5, but not over 60.5	0.33	10.82	6.569	5.772

Standard Weight Factors

(COMPUTED AT 50 DEGREES F.)

W E I G H T P E R U N I T I N P O U N D S

<u>Range of Butterfat Tests</u>	<u>gallon</u>	<u>half- gallon</u>	<u>quart</u>	<u>pint</u>	<u>third- quart</u>	<u>10-oz.</u>	<u>half- pint</u>
0- 0.99	8.63	4.315	2.1575	1.07875	.71917	.67422	.539375
1.00- 2.99	8.62	4.310	2.1550	1.07750	.71833	.67344	.538750
3.00- 4.99	8.60	4.300	2.1500	1.07500	.71667	.67188	.537500
5.00- 8.99	8.58	4.290	2.1450	1.07250	.71500	.67031	.536250
9.00-13.99	8.55	4.275	2.1375	1.06875	.71250	.66797	.534375
14.00-18.99	8.51	4.255	2.1275	1.06375	.70917	.66484	.531875
19.00-22.99	8.48	4.240	2.1200	1.06000	.70667	.66250	.530000
23.00-26.99	8.45	4.225	2.1125	1.05625	.70417	.66016	.528125
27.00-28.99	8.43	4.215	2.1075	1.05375	.70250	.65859	.526875
29.00-30.99	8.41	4.205	2.1025	1.05125	.70083	.65703	.525625
31.00-32.99	8.40	4.200	2.1000	1.05000	.70000	.65625	.525000
33.00-34.99	8.39	4.195	2.0975	1.04875	.69917	.65547	.524375
35.00-36.99	8.37	4.185	2.0925	1.04625	.69750	.65391	.523125
37.00-38.99	8.36	4.180	2.0900	1.04500	.69667	.65313	.522500
39.00-40.99	8.35	4.175	2.0875	1.04375	.69583	.65234	.521875
41.00-42.99	8.33	4.165	2.0825	1.04125	.69417	.65078	.520625
43.00-44.99	8.32	4.160	2.0800	1.04000	.69333	.65000	.520000
45.00-46.99	8.30	4.150	2.0750	1.03750	.69167	.64844	.518750
47.00-48.99	8.29	4.145	2.0725	1.03625	.69083	.64766	.518125
49.00-50.99	8.28	4.140	2.0700	1.03500	.69000	.64688	.517500
Choc Milk & Drink (Dry Sugar)	8.20	4.100	2.0500	1.02500	.68334	.64063	.512500
Choc Milk & Drink (Liq. Sugar)	7.80	3.900	1.9500	0.97500	.65001	.60938	.487500

Example: Whole Milk with 3.50% Butterfat Test

	<u>gallon</u>	<u>half- gallon</u>	<u>quart</u>	<u>pint</u>	<u>third- quart</u>	<u>10-oz.</u>	<u>half- pint</u>
Units	1000	1000	1000	1000	1000	1000	1000
Factor	8.60	4.300	2.1500	1.07500	.71667	.67188	.537500
Product Pounds (round to zero)	8,600	4,300	2,150	1,075	717	672	538
Butterfat Test	3.50%	3.50%	3.50%	3.50%	3.50%	3.50%	3.50%
Butterfat Pounds (round to zero)	301	151	75	38	25	24	19
Total Product Pounds	18,052						
Total Butterfat Pounds	633						



United States
Department of Agriculture
Agricultural Marketing Service
Dairy Program

CALIFORNIA MARKETING AREA FEDERAL MILK ORDER NO. 51

Tel.: (530) 662-2037 — Fax: (844) 206-7024
email: market.admin@cafmmo.com
website: www.cafmmo.com

See Module 4
Pages 6-11

Mailing Address:
221 W Court St, Ste. 3B
Woodland, CA 95695-2983

(Example) ANNOUNCEMENT OF CLASS I PRICE AND ADVANCED PRICING FACTORS^{1/}

	May 2018
CLASS I PRICE (LOS ANGELES COUNTY, CA)	
Class I Price at 3.5% Butterfat (per cwt.) ^{4/}	\$16.54
Processor Assessment ^{3/}	0.20
Total (per cwt.)	\$16.74
Class I Skim Price (per cwt.) ^{4/}	\$8.08
Class I Butterfat Price (per lb.) ^{5/}	\$2.4987
CLASS II	
Class II Skim Price (per cwt.) ^{6/}	\$5.45
Class II Nonfat Solids Price (per lb.)	\$0.6056

ADVANCED PRICING FACTORS

Advanced Class III Skim Milk Pricing Factor (per cwt.)	\$5.98
Advanced Class IV Skim Milk Pricing Factor (per cwt.)	\$4.75
Advanced Butterfat Pricing Factor (per lb.)	\$2.4777

TWO-WEEK PRODUCT PRICE AVERAGES

Butter (per lb.)	\$2.2175
Cheese (per lb.)	\$1.5730
Dry Whey (per lb.)	\$0.2575
Nonfat Dry Milk (per lb.)	\$0.7004

^{1/} See Price Formulas at <https://www.ams.usda.gov/resources/price-formulas>.

^{2/} The Class I Price announced for the California Marketing Area is per hundredweight at 3.5% butterfat at the Los Angeles County, CA location differential of \$2.10.

^{3/} The 20-cent per hundredweight processor assessment is an obligation under the Fluid Milk Promotion Order (7CFR§1160.101 et seq.) imposed on any person who processes and markets commercially more than 3 million pounds of packaged fluid milk products on a monthly basis. Deliveries to consumer residences are excluded. Effective February 29, 2016, processors of certified "organic" and "100 percent organic" fluid milk products may apply for an organic assessment exemption for those products.

^{4/} The Class I skim price for the California Marketing Area is the higher of the advanced Class III or IV skim milk pricing factors plus \$2.10, subject to any adjustment for location.

^{5/} The Class I butterfat price for the California Marketing Area is the advanced butterfat pricing factor plus \$0.0210 (\$2.10 divided by 100), subject to any adjustment for location.

^{6/} The Class II skim price is the advanced Class IV skim milk pricing factor plus \$0.70.

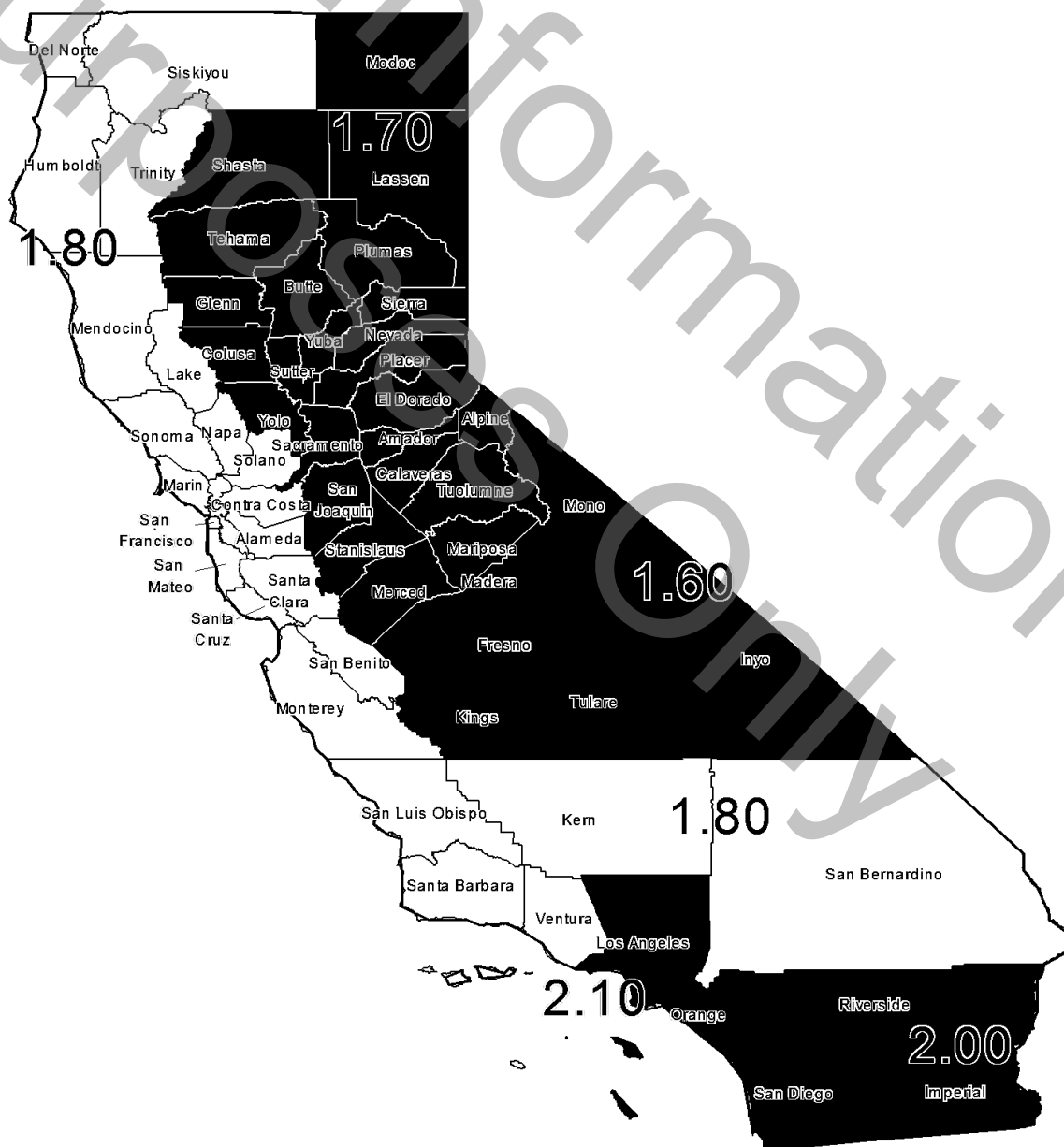
(Class I prices by location on next page.)

(Example) Class I Price Information for the California Marketing Area

	Class I Differential Rate (per cwt.)	Class I Prices		
		Skim Milk (per cwt.)	Butterfat (per lb.)	Class I ^{1/} (per cwt.)
As Announced:	\$2.10	\$8.08	\$2.4987	\$16.54
Other Zones:	\$2.00	\$7.98	\$2.4977	\$16.44
	\$1.80	\$7.78	\$2.4957	\$16.24
	\$1.70	\$7.68	\$2.4947	\$16.14
	\$1.60	\$7.58	\$2.4937	\$16.04

1/ Price at 3.5% butterfat. Does not include the 20 cent per hundredweight processor assessment, an obligation under the Fluid Milk Promotion Order (7CFR\$1160.101 et seq.).

Class I Differential Zones for the California Marketing Area





United States
Department of Agriculture
Agricultural Marketing Service
Dairy Program

CALIFORNIA MARKETING AREA FEDERAL MILK ORDER NO. 51

Tel.: (530) 662-2037 — Fax: (844) 206-7024
email: market.admin@cafmmo.com
website: www.cafmmo.com

See Module 4
Pages 13-17

Mailing Address:
221 W Court St, Ste. 3B
Woodland, CA 95695-2983

(Example) ANNOUNCEMENT OF CLASS AND COMPONENT PRICES^{1/}

	May 2018
CLASS I PRICE (LOS ANGELES COUNTY, CA)^{2/ 3/}	\$16.54
Processor Assessment ^{4/}	\$0.20
Total (per cwt.)	\$16.74
Skim Milk Price (per cwt.) ^{2/}	\$8.08
Butterfat Price (per lb.) ^{2/}	\$2.4987
CLASS II PRICE^{3/}	\$14.47
Skim Milk Price (per cwt.) ^{2/}	\$5.45
Butterfat Price (per lb.)	\$2.6309
Nonfat Solids Price (per lb.) ^{2/}	\$0.6056
CLASS III PRICE^{3/}	\$15.18
Skim Milk Price (per cwt.)	\$6.21
Butterfat Price (per lb.)	\$2.6239
Protein Price (per lb.)	\$1.8609
Other Solids Price (per lb.)	\$0.0742
CLASS IV PRICE^{3/}	\$14.57
Skim Milk Price (per cwt.)	\$5.58
Butterfat Price (per lb.)	\$2.6239
Nonfat Solids Price (per lb.)	\$0.6196

MONTHLY COMPONENT PRICES

Butterfat Price (per lb.)	\$2.6239
Protein Price (per lb.)	\$1.8609
Other Solids Price (per lb.)	\$0.0742
Nonfat Solids Price (per lb.)	\$0.6196

MONTHLY PRODUCT PRICE AVERAGES

Butter (per lb.)	\$2.3382
Cheese (per lb.)	\$1.6353
Dry Whey (per lb.)	\$0.2711
Nonfat Dry Milk (per lb.)	\$0.7937

^{1/} See Price Formulas at <https://www.ams.usda.gov/resources/price-formulas>.

^{2/} Previously announced in *Announcement of Class I Price and Advanced Pricing Factors*. Class I prices are announced at the Los Angeles County, CA location differential of \$2.10 per hundredweight.

^{3/} The Class prices announced are per hundredweight at 3.5% butterfat.

^{4/} The 20-cent per hundredweight processor assessment is an obligation under the Fluid Milk Promotion Order (7CFR§1160.101 *et seq.*) imposed on any person who processes and markets commercially more than 3 million pounds of packaged fluid milk products on a monthly basis. Deliveries to consumer residences are excluded. Effective February 29, 2016, processors of certified "organic" and "100 percent organic" fluid milk products may apply for an organic assessment exemption for those products.

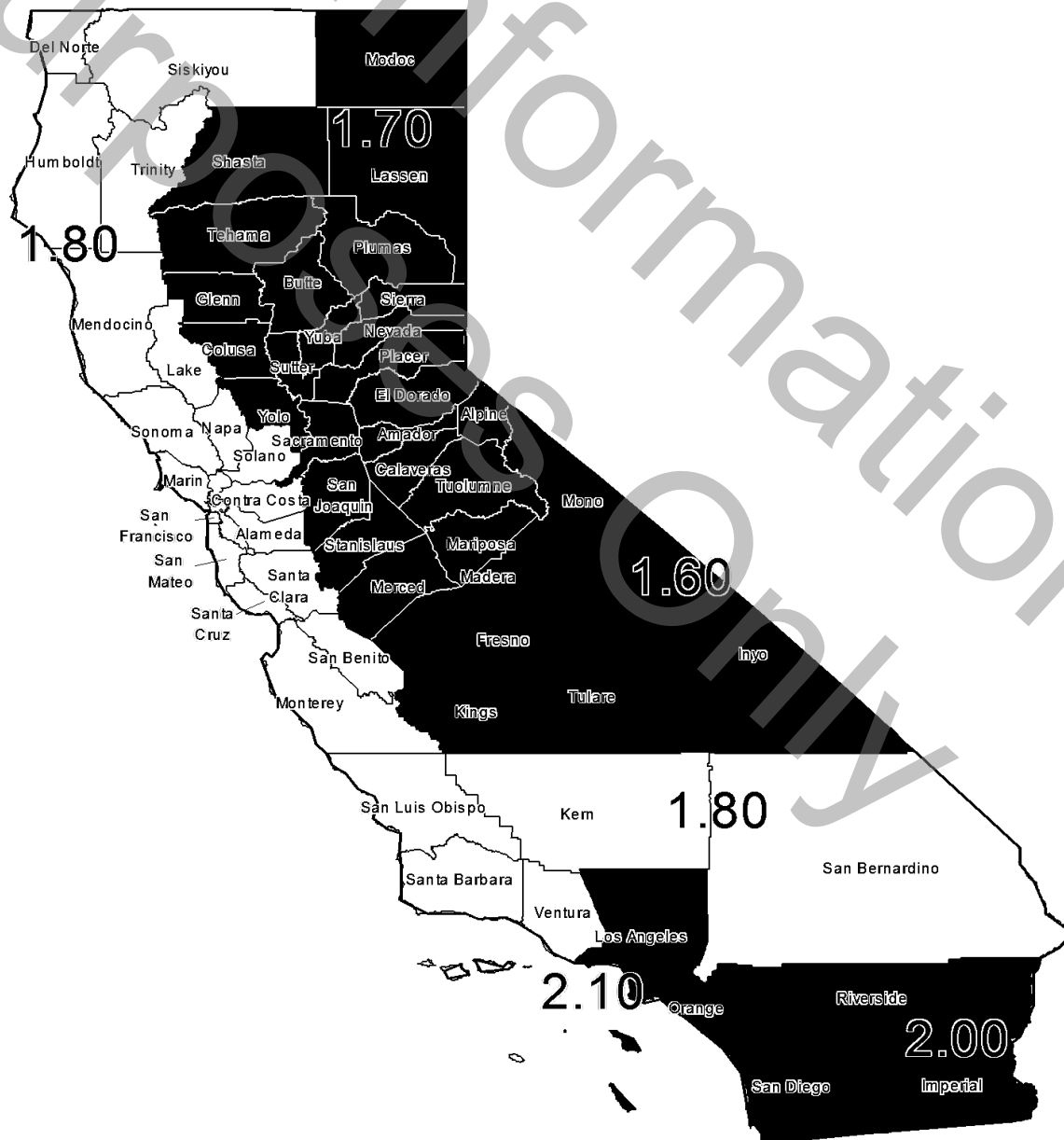
May 2018

(Example) Class I Price Information for the California Marketing Area

	Class I Differential	Class I Prices		
	Rate ^{2/}	Skim Milk	Butterfat	Class I ^{1/}
	(per cwt.)	(per cwt.)	(per lb.)	(per cwt.)
As Announced:	\$2.10	\$8.08	\$2.4987	\$16.54
Other Zones:	\$2.00	\$7.98	\$2.4977	\$16.44
	\$1.80	\$7.78	\$2.4957	\$16.24
	\$1.70	\$7.68	\$2.4947	\$16.14
	\$1.60	\$7.58	\$2.4937	\$16.04

1/ Price at 3.5% butterfat. Does not include the 20 cent per hundredweight processor assessment, an obligation under the Fluid Milk Promotion Order (7CFR§1160.101 et seq.).

Class I Differential Zones for the California Order



Allocation - Masterpeg

Federal Order No. XYZ
Month YYYY

Section	Description	Allocation							
		Class I		Class II		Class III		Class IV	
		Skim	Butterfat	Skim	Butterfat	Skim	Butterfat	Skim	Butterfat
40	Gross Utilization, in Each Class	172,738,000	4,061,000	99,475,000	6,344,000	433,893,000	16,517,000	312,080,000	14,454,000
44(a & b)(1)(i)	Pkg FMP - Unreg Supply Plant	400,000	23,000	0	0	0	0	0	0
44(a & b)(1)(ii)	Open Inv: Pkg FMP	22,000,000	638,000	0	0	0	0	0	0
44(a & b)(2)	BulkConc FMP & Other Source-CI II	0	0	2,300,000	2,000	0	0	0	0
44(a & b)(3)(i)	BulkConc FMP,Other Source-CI III,IV	0	0	0	62,000	0	2,000	9,600,000	49,000
44(a & b)(3)(iv)	Producer-Handler	0	0	0	0	0	0	540,000	9,000
44(a & b)(3)(v)	FMP- Dairy Farmer for Other Markets	0	0	0	31,000	346,000	0	1,013,000	25,000
44(a & b)(4)	FMP Unreg Sup Plant-Not Req Class I	0	0	0	0	0	0	260,000	2,000
44(a & b)(5)	Excess FMP Unreg Sup Plant	0	0	0	0	0	0	0	1,000
44(a & b)(7)	Remaining Inventory	0	0	411,000	21,000	62,000	0	14,100,000	865,000
44(a & b)(8)	FMP Unreg Sup Plant-ReqCII+Rem44(5)	18,000	0	0	0	0	0	2,000	0
44(a & b)(10)	FMP & Bulk FCP from Pool Plants	3,620,000	100,000	1,764,000	1,228,000	0	0	65,000	3,000
44(c)	PM in Each Class-Skim & Bfat	146,700,000	3,300,000	95,000,000	5,000,000	433,485,000	16,515,000	286,500,000	13,500,000
Producer Milk In Each Class (Product Pounds)		150,000,000		100,000,000		450,000,000		300,000,000	
Total Producer Milk - All Classes (Product Pounds)		1,000,000,000	38,315,000						
Producer Butterfat Test		3.83%							
Percentage Utilization of Producer Milk		15.00%		10.00%		45.00%		30.00%	



United States
Department of Agriculture
Agricultural Marketing Service
Dairy Program

CALIFORNIA MARKETING AREA FEDERAL MILK ORDER NO. 51

Tel.: (530) 662-2037 — Fax: (844) 206-7024
email: market.admin@cafmmo.com
website: www.cafmmo.com

Mailing Address:
221 W Court St, Ste. 3B
Woodland, CA 95695-2983

EXAMPLE STATISTICAL UNIFORM PRICE ANNOUNCEMENT

Producer Milk	Percent	Pounds	Minimum Class Price
Class I	15.0	150,000,000	\$18.37
Class II	10.0	100,000,000	\$16.77
Class III	45.0	450,000,000	\$16.24
Class IV	30.0	300,000,000	\$16.05
Total Producer Milk	100.0	1,000,000,000	

Computation of Uniform Price (per cwt @ Los Angeles County, CA)		Component Prices	
Producer Price Differential	\$0.60	Butterfat Price	\$2.6000 /lb
Class III Price (@ 3.5% Butterfat)	\$16.24	Protein Price	2.1000 /lb
Statistical Uniform Price (@ 3.5% Butterfat)	\$16.84	Other Solids Price	0.1500 /lb
Statistical Uniform Price (@ Average Pool Component Tests)	\$18.05	Nonfat Solids Price	0.8000 /lb

COMPUTATION OF PRODUCER PRICE DIFFERENTIAL				
	Product Pounds	Price per cwt./lb.	Component Value	Total Value
Class I— Skim	146,700,000	\$9.50	13,936,500.00	
Butterfat	3,300,000	2.6300	8,679,000.00	
Less: Location Adjustment to Handlers			(375,000.00)	\$22,240,500.00
Class II— Butterfat	5,000,000	2.6070	13,035,000.00	
Nonfat Solids	8,700,000	0.8800	7,656,000.00	20,691,000.00
Class III— Butterfat	16,515,000	2.6000	42,939,000.00	
Protein	14,850,000	2.1000	31,185,000.00	
Other Solids	25,650,000	0.1500	3,847,500.00	77,971,500.00
Class IV— Butterfat	13,500,000	2.6000	35,100,000.00	
Nonfat Solids	26,100,000	0.8000	20,880,000.00	55,980,000.00
Total Classified Value				\$176,883,000.00
Add: Overage—All Classes				10,000.00
Inventory Reclassification—All Classes				50,000.00
Other Source Receipts	50,000 Pounds			2,000.00
Total Pool Value				\$176,945,000.00
Less: Value of Producer Butterfat	38,315,000	2.6000	(99,619,000.00)	
Value of Producer Protein	31,575,000	2.1000	(66,307,500.00)	
Value of Producer Other Solids	57,375,000	0.1500	(8,606,250.00)	(174,532,750.00)
Total PPD Value Before Adjustments				\$2,412,250.00
Add: Location Adjustment to Producers				3,500,000.00
One-half Unobligated Balance—Producer Settlement Fund				500,000.00
Less: Producer Settlement Fund—Reserve				(412,250.00)
Total Pool Milk & PPD Value	1,000,050,000 Producer pounds			\$6,000,000.00
Producer Price Differential		\$0.60		
Statistical Uniform Price		\$16.84		

(Selected pool and price statistics on next page)

Cary Hunter, Acting Market Administrator

CALIFORNIA MARKETING AREA

FEDERAL MILK ORDER NO. 51

Statistical Uniform Price Announcement

Page 2

Payment Schedule

Payment Dates for the Month of:

EXAMPLE

Payments TO the Producer Settlement Fund due on:	Month 16, 2018
Payments FROM the Producer Settlement Fund made on:	Month 18, 2018
Final payments TO a Cooperative Association must be made on:	Month 18, 2018
Final payments to Producers must be RECEIVED by:	Month 19, 2018

Producer Price Differential and Statistical Uniform Price, by Zone Differential

	Zone Differential ^{1/}	Adjustment	Producer Price Differential	Statistical ^{2/} Uniform Price
	dollars per hundredweight			
As Announced:	\$2.10	\$0.00	0.60	16.84
Other Zones:	\$2.00	(\$0.10)	0.50	16.74
	\$1.80	(\$0.30)	0.30	16.54
	\$1.70	(\$0.40)	0.20	16.44
	\$1.60	(\$0.50)	0.10	16.34

^{1/} Differentials listed apply to zones included in the California Marketing Area. Outside of this area, differentials may be above or below this range. Differentials apply on a county basis.

^{2/} Prices at 3.5 percent butterfat, 2.99 percent protein, and 5.69 percent other solids.

Producer Milk Received by Component Pounds

Producer Milk Receipts	Skim	Butterfat	Protein pounds	Other Solids	Nonfat Solids
Class I	146,700,000	3,300,000	4,725,000	8,925,000	13,650,000
Class II	95,000,000	5,000,000	3,000,000	5,700,000	8,700,000
Class III	433,485,000	16,515,000	14,850,000	25,650,000	40,500,000
Class IV	<u>286,500,000</u>	<u>13,500,000</u>	<u>9,000,000</u>	<u>17,100,000</u>	<u>26,100,000</u>
Total Producer Milk	961,685,000	38,315,000	31,575,000	57,375,000	88,950,000

Selected Pool Statistics

Average test of producer receipts:	Butterfat	3.83 %
	True Protein	3.16 %
	Other Solids	5.74 %

Administrative Assessment and Marketing Service Deduction

\$ 1000.85 - Assessment for order administration	\$0.08	per hundredweight
\$ 1000.86 - Deduction for marketing services	\$0.05	per hundredweight



Release Dates Federal Milk Order Price Data

United States Department of Agriculture

Agricultural Marketing Service

Dairy Programs

Market Information Branch

RDFMO – 0004

March 11, 2015

Listed below are the release dates for price announcements used in the Federal milk order program applicable to January 2017 through December 2018. The advanced prices and pricing factors will be released at 3:00 p.m. ET no later than the 23rd of the preceding month. If the release date does not fall on the 23rd, the most current release preceding the 23rd will be used in the price calculation. Likewise, the class and component prices will be released at 3:00 p.m. ET no later than the 5th of the following month. If the release date does not fall on the 5th, the most current release preceding the 5th will be used in the price calculation.

Year and Month to Which Prices Apply	Advanced Prices and Pricing Factors		Class and Component Prices	
	Release Date	Time Period of AMS Prices ¹	Release Date	Time Period of AMS Prices ¹
2017				
January	Dec. 21, 2016	12/10, 17	Feb. 1	1/7, 14, 21, 28
February	Jan. 19	1/7, 14	Mar. 1	2/4, 11, 18, 25
March	Feb. 23	2/11, 18	Apr. 5	3/4, 11, 18, 25, 4/1
April	Mar. 22	3/11, 18	May 3	4/8, 15, 22, 29
May	Apr. 19	4/8, 15	Jun. 1	5/6, 13, 20, 27
June	May 17	5/6, 13	Jun. 28	6/3, 10, 17, 24
July	Jun. 21	6/10, 17	Aug. 2	7/1, 8, 15, 22, 29
August	Jul. 19	7/8, 15	Aug. 30	8/5, 12, 19, 26
September	Aug. 23	8/12, 19	Oct. 4	9/2, 9, 16, 23 30
October	Sep. 20	9/9, 16	Nov. 1	10/7, 14, 21, 28
November	Oct. 18	10/7, 14	Nov. 29	11/4, 11, 18, 25
December	Nov. 22	11/11, 18	Jan. 4, 2018	12/2, 9, 16, 23, 30
2018				
January	Dec. 20, 2017	12/9, 16	Jan. 31	1/6, 13, 20, 27
February	Jan. 18	1/6, 13	Feb. 28	2/3, 10, 17, 24
March	Feb. 22	2/10, 17	Apr. 4	3/3, 10, 17, 24, 31
April	Mar. 21	3/10, 17	May 2	4/7, 14, 21, 28
May	Apr. 18	4/7, 14	May 31	5/5, 12, 19, 26
June	May 23	5/12, 19	Jul. 5	6/2, 9, 16, 23, 30
July	Jun. 20	6/9, 16	Aug. 1	7/7, 14, 21, 28
August	Jul. 18	7/7, 14	Aug. 29	8/4, 11, 18, 25
September	Aug. 22	8/11, 18	Oct. 3	9/1, 8, 15, 22, 29
October	Sep. 19	9/8, 15	Oct. 31	10/6, 13, 20, 27
November	Oct. 17	10/6, 13	Dec. 5	11/3, 10, 17, 24, 12/1
December	Nov. 21	11/10, 17	Jan. 3, 2019	12/8, 15, 22, 29

¹ Weekly sales periods end on the indicated date and include applicable averages. The National Dairy Products Sales report is normally released on Wednesday of the following week.

<http://www.ams.usda.gov/AMSV1.0/DairyProductMandatoryReporting>

Information Contacts

Listed below are the specialists in the Agricultural Marketing Service, Dairy Program, Market Information Branch to contact for additional information. E-mail inquiries may be sent to dpp@ams.usda.gov

Dairy Products Mandatory Reporting Program

Lorie Warren, Dairy Products Marketing Specialist, Coordinator.....	(202) 720-4405
Patsy Emmons, Dairy Products Marketing Specialist	(202) 720-6491
Kerry Siekmann, Dairy Products Marketing Specialist.....	(952) 277-2363

Federal Milk Order Information Program

Randal Stoker, Dairy Products Marketing Specialist	(202) 690-1932
Daniel Manzoni, Dairy Products Marketing Specialist.....	(202) 720-2352



The United States Department of Agriculture (USDA) prohibits discrimination in all its programs and activities on the basis of race, color, national origin, age, disability, and where applicable, sex, marital status, familial status, parental status, religion, sexual orientation, political beliefs, genetic information, reprisal, or because all or a part of an individual's income is derived from any public assistance program. (Not all prohibited bases apply to all programs.) Persons with disabilities who require alternative means for communication of program information (Braille, large print, audiotape, etc.) should contact USDA's TARGET Center at (202) 720-2600 (voice and TDD). To file a complaint of discrimination, write to USDA, Assistant Secretary for Civil Rights, Office of the Assistant Secretary for Civil Rights, 1400 Independence Avenue, S.W., Stop 9410, Washington, DC 20250-9410, or call toll-free at (866) 632-9992 (English) or (800) 877-8339 (TDD) or (866) 377-8642 (English Federal-relay) or (800) 845-6136 (Spanish Federal-relay). USDA is an equal opportunity provider and employer.



Release Dates Federal Milk Order Price Data

United States Department of Agriculture

Agricultural Marketing Service

Dairy Programs

Market Information Branch

RDFMO – 0005

April 3, 2017

Listed below are the release dates for price announcements used in the Federal milk order program applicable to January 2019 through December 2020. The advanced prices and pricing factors will be released at 3:00 p.m. ET no later than the 23rd of the preceding month. If the release date does not fall on the 23rd, the most current release preceding the 23rd will be used in the price calculation. Likewise, the class and component prices will be released at 3:00 p.m. ET no later than the 5th of the following month. If the release date does not fall on the 5th, the most current release preceding the 5th will be used in the price calculation.

Year and Month to Which Prices Apply	Advanced Prices and Pricing Factors		Class and Component Prices	
	Release Date	Time Period of AMS Prices ¹	Release Date	Time Period of AMS Prices ¹
2019				
January	Dec. 19, 2018	12/8, 15	Jan. 30	1/5, 12, 19, 26
February	Jan. 16	1/5, 12	Feb. 27	2/2, 9, 16, 23
March	Feb. 21	2/9, 16	Apr. 3	3/2, 9, 16, 23, 30
April	Mar. 20	3/9, 16	May 1	4/6, 13, 20, 27
May	Apr. 17	4/6, 13	Jun. 5	5/4, 11, 18, 25, 6/1
June	May 22	5/11, 18	Jul. 3	6/8, 15, 22, 29
July	Jun. 19	6/8, 15	Jul. 31	7/6, 13, 20, 27
August	Jul. 17	7/6, 13	Sep. 5	8/3, 10, 17, 24, 31
September	Aug. 21	8/10, 17	Oct. 2	9/7, 14, 21, 28
October	Sep. 18	9/7, 14	Oct. 30	10/5, 12, 19, 26
November	Oct. 23	10/12, 19	Dec. 4	11/2, 9, 16, 23, 30
December	Nov. 20	11/9, 16	Jan. 2, 2020	12/7, 14, 21, 28
2020				
January	Dec. 18, 2019	12/7, 14	Feb. 5	1/4, 11, 18, 25, 2/1
February	Jan. 23	1/11, 18	Mar. 4	2/8, 15, 22, 29
March	Feb. 20	2/8, 15	Apr. 1	3/7, 14, 21, 28
April	Mar. 18	3/7, 14	Apr. 29	4/4, 11, 18, 25
May	Apr. 22	4/11, 18	Jun. 3	5/2, 9, 16, 23, 30
June	May 20	5/9, 16	Jul. 1	6/6, 13, 20, 27
July	Jun. 17	6/6, 13	Aug. 5	7/4, 11, 18, 25, 8/1
August	Jul. 22	7/11, 18	Sep. 2	8/8, 15, 22, 29
September	Aug. 19	8/8, 15	Sep. 30	9/5, 12, 19, 26
October	Sep. 23	9/12, 19	Nov. 4	10/3, 10, 17, 24, 31
November	Oct. 21	10/10, 17	Dec. 2	11/7, 14, 21, 28
December	Nov. 18	11/7, 14	Dec. 30	12/5, 12, 19, 26

¹ Weekly sales periods end on the indicated date and include applicable averages. The National Dairy Products Sales report is normally released on Wednesday of the following week.

<http://www.ams.usda.gov/AMSV1.0/DairyProductMandatoryReporting>

Information Contacts

Listed below are the specialists in the Agricultural Marketing Service, Dairy Program, Market Information Branch to contact for additional information. E-mail inquiries may be sent to dpp@ams.usda.gov

Dairy Products Mandatory Reporting Program

Patsy Emmons, Dairy Products Marketing Specialist, Coordinator.....	(202) 720-6491
Kerry Siekmann, Dairy Products Marketing Specialist.....	(952) 277-2363
Jessica Crum, Dairy Products Marketing Specialist.....	(202) 260-9091

Federal Milk Order Information Program

Kerry Siekmann, Dairy Products Marketing Specialist, Coordinator.....	(952) 277-2363
Randal Stoker, Dairy Products Marketing Specialist.....	(202) 690-1932
Daniel Manzoni, Dairy Products Marketing Specialist.....	(202) 720-2352



The United States Department of Agriculture (USDA) prohibits discrimination in all its programs and activities on the basis of race, color, national origin, age, disability, and where applicable, sex, marital status, familial status, parental status, religion, sexual orientation, political beliefs, genetic information, reprisal, or because all or a part of an individual's income is derived from any public assistance program. (Not all prohibited bases apply to all programs.) Persons with disabilities who require alternative means for communication of program information (Braille, large print, audiotape, etc.) should contact USDA's TARGET Center at (202) 720-2600 (voice and TDD). To file a complaint of discrimination, write to USDA, Assistant Secretary for Civil Rights, Office of the Assistant Secretary for Civil Rights, 1400 Independence Avenue, S.W., Stop 9410, Washington, DC 20250-9410, or call toll-free at (866) 632-9992 (English) or (800) 877-8339 (TDD) or (866) 377-8642 (English Federal-relay) or (800) 845-6136 (Spanish Federal-relay). USDA is an equal opportunity provider and employer.



**United States
Department of Agriculture**
Agricultural Marketing Service
Dairy Program

CALIFORNIA MARKETING AREA FEDERAL MILK ORDER NO. 51

Tel.: (530) 662-2037 — Fax: (844) 206-7024
email: market.admin@cafmmo.com
website: www.cafmmo.com

Mailing Address:
221 W Court St, Ste. 3B
Woodland, CA 95695-2983

Important Dates for California Federal Order 51

FEDERAL ORDER 51 REPORTING AND ANNOUNCEMENT DATES	POOL MONTH											
	Jan-18	Feb-18	Mar-18	Apr-18	May-18	Jun-18	Jul-18	Aug-18	Sep-18	Oct-18	Nov-18	Dec-18
HANDLER REPORT OF RECEIPTS AND UTILIZATIONS 1/											9-Dec Sun	9-Jan Wed
PRODUCER PRICES ANNOUNCED											14-Dec Fri	14-Jan Mon
PRODUCER PAYROLL REPORTS TO MA OFFICE 1/											20-Dec Thu	20-Jan Sun
FEDERAL ORDER 51 PAYMENT DATES	Jan-18	Feb-18	Mar-18	Apr-18	May-18	Jun-18	Jul-18	Aug-18	Sep-18	Oct-18	Nov-18	Dec-18
PAYMENT TO MA OFFICE 2/ 3/											17-Dec Mon	16-Jan Wed
PAYMENT FROM MA OFFICE 2/											18-Dec Tue	18-Jan Fri
PARTIAL PAYMENT TO COOPERATIVES 2/											29-Nov Thu	31-Dec Mon
FINAL PAYMENT TO COOPERATIVES 2/											18-Dec Tue	18-Jan Fri
PARTIAL PAYMENT TO PRODUCERS 2/											30-Nov Fri	31-Dec Mon
FINAL PAYMENT TO PRODUCERS 2/											19-Dec Wed	22-Jan Tue

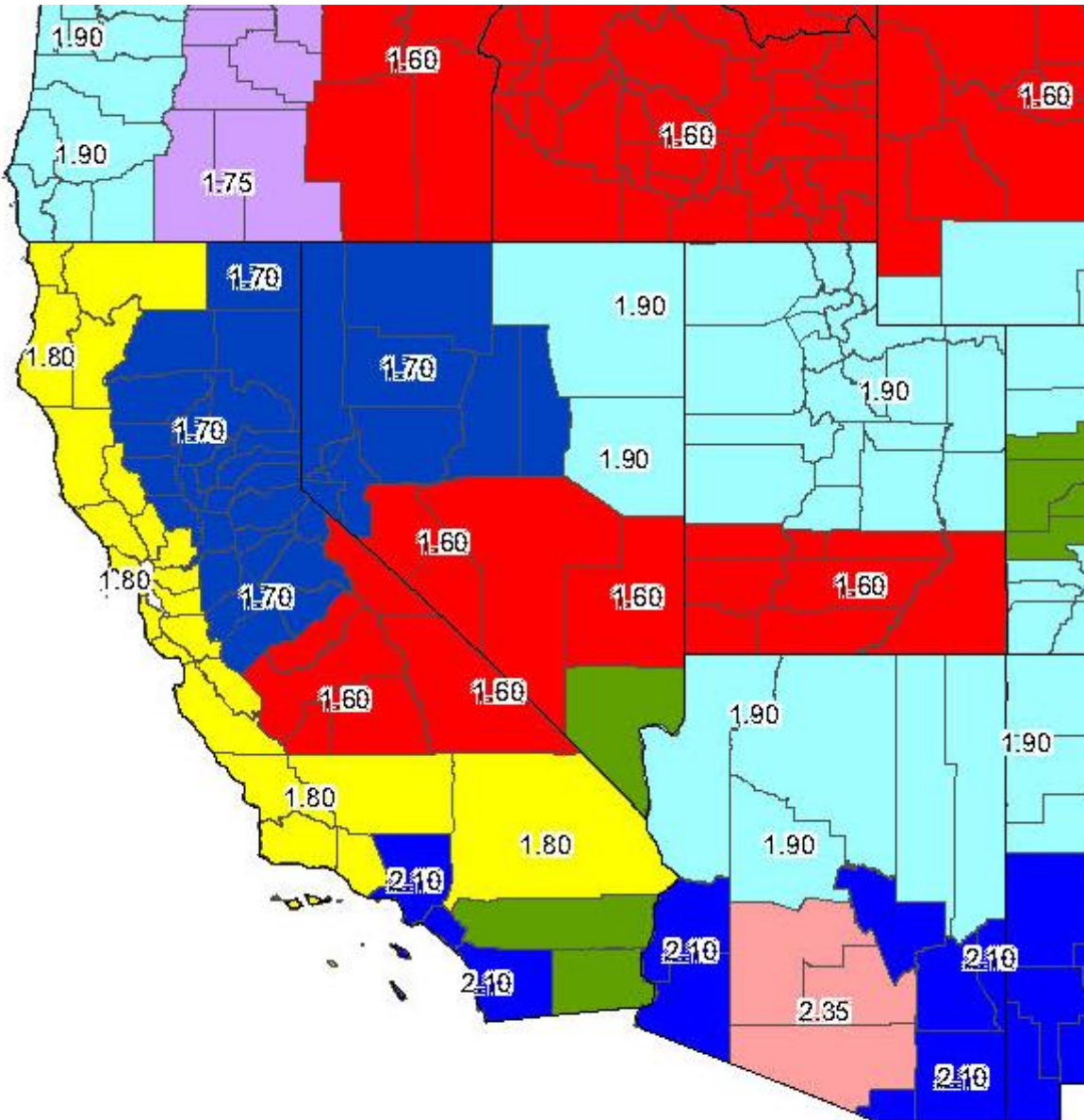
1/ All reports of information are due on or before the date identified.

2/ \$1000.90 - If a date required for a payment contained in a Federal milk order falls on a Saturday, Sunday, or National holiday, such payment will be due on the next day that the market administrator's office is open for public business.

3/ All monetary payments to the Market Administrator should be sent in a manner that provides receipt of funds into our account by the due date.

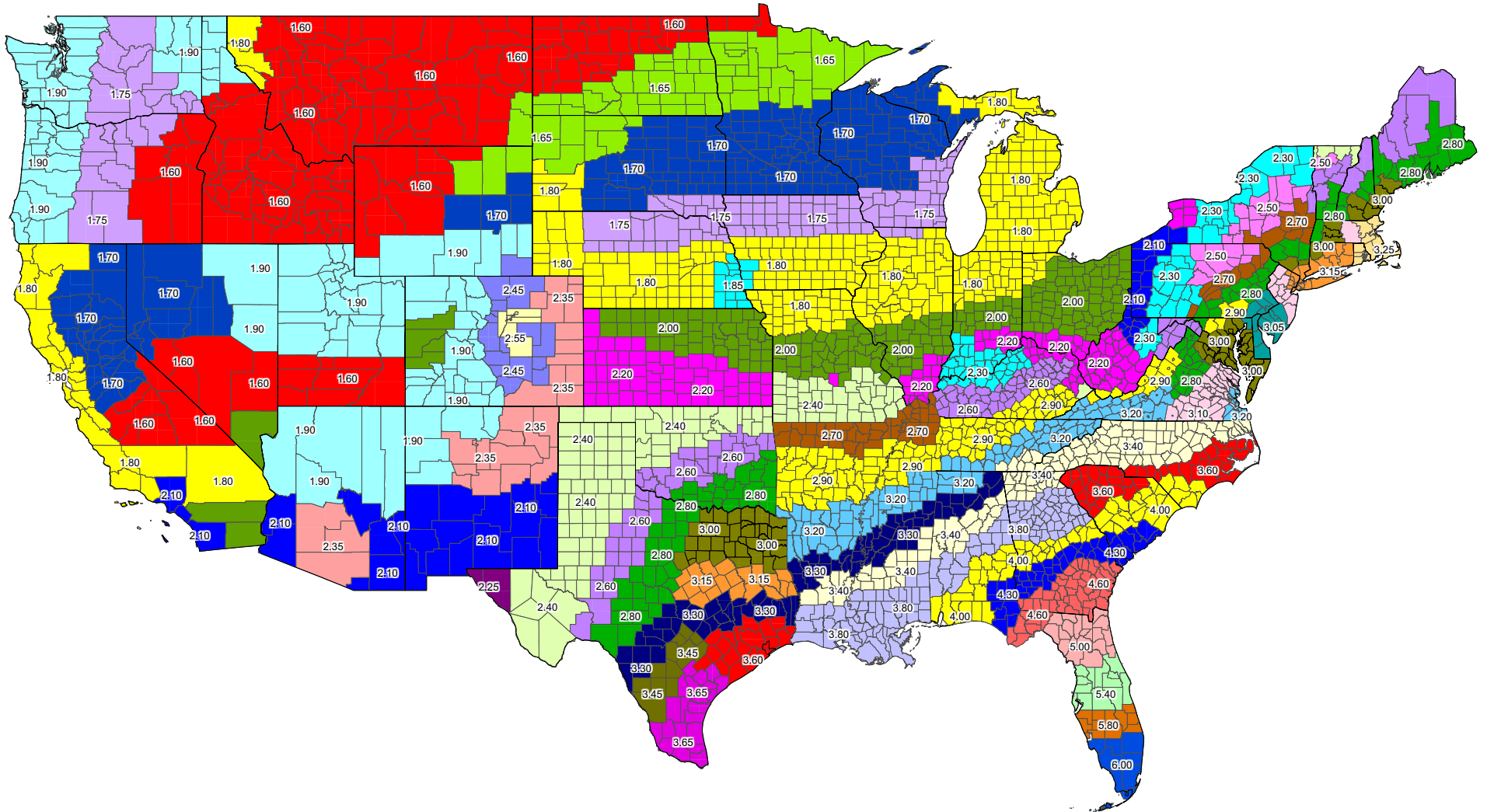
Federal Milk Marketing Order

Class I Price Surface : California and Bordering Counties



Federal Milk Marketing Order

Class I Price Structure



Effective May 1, 2008



National Dairy Products Sales Report

United States Department of Agriculture

Agricultural Marketing Service

Dairy Programs

Market Information Branch

DPMRP - 0321

June 13, 2018

National Dairy Products Sales Report Highlights

Butter prices received for 25 kilogram and 68 pound boxes meeting United States Department of Agriculture (USDA) Grade AA standards averaged \$2.38 per pound for the week ending June 9, 2018. The United States (US) price per pound decreased 2.6 cents from the previous week.

Cheddar Cheese prices received for US 40 pound blocks averaged \$1.65 per pound for the week ending June 9, 2018. The price per pound decreased 1.4 cents from the previous week. The price for US 500 pound barrels adjusted to 38 percent moisture averaged \$1.60 per pound, decreased 1.5 cents from the previous week.

Dry Whey prices received for bag, tote, and tanker sales meeting USDA Extra Grade standards averaged 29.8 cents per pound for the week ending June 9, 2018. The US price per pound increased 1.3 cents from the previous week.

Nonfat Dry Milk prices received for bag, tote, and tanker sales meeting USDA Extra Grade or United States Public Health Service (USPHS) Grade A standards averaged 82.8 cents per pound for the week ending June 9, 2018. The US price per pound decreased 0.8 cents from the previous week.

National Dairy Products Sales Report for Weeks Ending: 5/12/2018 - 6/9/2018

Butter Prices and Sales

United States	12-May	19-May	26-May	2-Jun	9-Jun
	(dollars per pound)				
Weighted Price	*2.3288	*2.3292	2.3795	2.4039	2.3784
	(pounds)				
Sales	*6,482,529	*7,249,258	*4,403,957	5,427,445	6,236,725

*Revised

National Dairy Products Sales Report
Agricultural Marketing Service

June 13, 2018

40 Pound Block Cheddar Cheese Prices and Sales

United States	12-May	19-May	26-May	2-Jun	9-Jun
	(dollars per pound)				
Weighted Price	*1.6611	*1.6783	1.6694	*1.6661	1.6525
	(pounds)				
Sales	*11,401,806	*12,020,501	11,185,944	*12,173,274	11,895,037

*Revised

500 Pound Barrel Cheddar Cheese Prices, Sales, and Moisture Content

United States	12-May	19-May	26-May	2-Jun	9-Jun
	(dollars per pound)				
Weighted Price	1.6421	1.6987	1.7161	*1.6971	1.6837
	(adjusted to 38% moisture)				
Weighted Price	1.5626	1.6148	1.6277	*1.6136	1.5983
	(pounds)				
Sales	12,088,679	11,336,573	11,796,400	*11,659,617	11,978,349
	(percent)				
Weighted Moisture Content	34.85	34.78	34.63	34.79	34.69

*Revised

Dry Whey Prices and Sales

United States	12-May	19-May	26-May	2-Jun	9-Jun
	(dollars per pound)				
Weighted Price	*0.2694	0.2725	0.2728	*0.2849	0.2981
	(pounds)				
Sales	*6,249,426	6,844,203	7,215,940	*4,735,198	5,807,775

*Revised

Nonfat Dry Milk Prices and Sales

United States	12-May	19-May	26-May	2-Jun	9-Jun
	(dollars per pound)				
Weighted Price	0.7855	0.8136	0.8261	*0.8361	0.8277
	(pounds)				
Sales	*19,917,201	15,864,418	17,324,851	*14,653,871	13,615,933

*Revised

Survey Methodology: National Dairy Products Sales Report

Data collection: The Dairy Products Sales Report is based on survey data collected after Saturday of each week. Reporting entities are required to submit sales information in the electronic Dairy Product Mandatory Reporting (DPMR) system generally by noon on Tuesday of the following week.

Participants: The DPMR program consists of 101 reporting entities selling one million pounds or more of dairy products as defined by statute (7 USC 1637b). There are 17 plants reporting 40 pound cheddar blocks, 13 plants reporting 500 pound cheddar barrels, 22 plants reporting butter, 31 plants reporting nonfat dry milk, and 18 plants reporting dry whey.

Terms and definitions: Participating manufacturers complete the weekly online questionnaires using definitions from the program regulations (7 CFR 1170), instructions provided during the Annual Validation Interview, and reporting specifications listed on the questionnaire. See also questions and answers published at: <http://www.ams.usda.gov/rules-regulations/mmr/dmr>.

The sales information included in the National Dairy Products Sales Report is collected for all qualifying manufacturers of the following products:

- Salted butter (80% butterfat), fresh or storage, in 25 kilogram and 68 pound boxes meeting USDA Grade AA standards.
- Cheddar cheese in 40 pound blocks, colored between 6 and 8 on the National Cheese Institute color chart, meeting Wisconsin State Brand, USDA Grade A, or better standards.
- Cheddar cheese in 500 pound barrels, white, meeting Wisconsin State Brand, USDA Extra Grade, or better standards.
- Edible non-hygroscopic dry whey in 25 kilogram bags, 50 pound bags, totes, and tankers meeting USDA Extra Grade standards.
- Non-fortified, nonfat dry milk in 25 kilogram bags, 50 pound bags, totes, and tankers meeting USDA Extra Grade or USPH Grade A standards.

Reliability: All reported sales information is required to be made available to USDA upon request. The reported sales information includes original contracts, agreements, receipts, and other records associated with the sale of qualified dairy products during the two-year period beginning on the date of the creation of the sales report.

Report Aggregation: Sales information reported by manufacturers is reviewed for reasonableness and consistency by comparing data reported in prior weeks to data reported by other firms in their region and national trends. During weekly reviews AMS contacts manufacturers to verify any unusual data relationships and, in some cases, uses on-site verification to ensure accurate information.

Revisions: The National Dairy Products Sales Report is subject to revisions to the previous four weeks.

National Dairy Products Sales Report
Agricultural Marketing Service

June 13, 2018

Information Contacts

Listed below are the specialists in the Agricultural Marketing Service, Dairy Program, Market Information Branch to contact for additional information. E-mail inquiries may be sent to dpp@ams.usda.gov

Lorie Warren, Chief, Market Information..... (202) 720-4405

Dairy Products Mandatory Reporting Program

Patsy Emmons, Dairy Products Marketing Specialist, Coordinator..... (202) 720-6491

Kerry Siekmann, Dairy Products Marketing Specialist..... (952) 277-2363

Jessica Crum, Dairy Products Marketing Specialist..... (202) 260-9091

Federal Milk Order Information Program

Kerry Siekmann, Dairy Products Marketing Specialist, Coordinator..... (952) 277-2363

Randal Stoker, Dairy Products Marketing Specialist..... (202) 690-1932

Daniel Manzoni, Dairy Products Marketing Specialist..... (202) 720-2352

For the most current release, visit AMS Dairy Program ([Dairy Products Mandatory Reporting Program's page](#)) or Cornell University's Mann Library ([National Dairy Products Sales Report page](#)).

To receive e-mail notification for AMS Dairy Program publications, visit [Cornell University's Mann Library](#) and follow the instructions.



In accordance with Federal civil rights law and U.S. Department of Agriculture (USDA) civil rights regulations and policies, the USDA, its Agencies, offices, and employees, and institutions participating in or administering USDA programs are prohibited from discriminating based on race, color, national origin, religion, sex, gender identity (including gender expression), sexual orientation, disability, age, marital status, family/parental status, income derived from a public assistance program, political beliefs, or reprisal or retaliation for prior civil rights activity, in any program or activity conducted or funded by USDA (not all bases apply to all programs). Remedies and complaint filing deadlines vary by program or incident. Persons with disabilities who require alternative means of communication for program information (e.g., Braille, large print, audiotape, American Sign Language, etc.) should contact the responsible Agency or USDA's TARGET Center at (202) 720-2600 (voice and TTY) or contact USDA through the Federal Relay Service at (800) 877-8339. Additionally, program information may be made available in languages other than English. To file a program discrimination complaint, complete the USDA Program Discrimination Complaint Form, AD-3027, found online at [How to File a Program Discrimination Complaint](#) and at any USDA office or write a letter addressed to USDA and provide in the letter all of the information requested in the form. To request a copy of the complaint form, call (866) 632-9992. Submit your completed form or letter to USDA by: (1) mail: U.S. Department of Agriculture, Office of the Assistant Secretary for Civil Rights, 1400 Independence Avenue, SW, Washington, D.C. 20250-9410; (2) fax: (202) 690-7442; or (3) email: program.intake@usda.gov.

County/parish/city	State	FIPS Code	Class I Differential Adjusted for Location
APACHE	AZ	04001	1.90
COCHISE	AZ	04003	2.10
COCONINO	AZ	04005	1.90
GILA	AZ	04007	2.10
GRAHAM	AZ	04009	2.10
GREENLEE	AZ	04011	2.10
LA PAZ	AZ	04012	2.10
MARICOPA	AZ	04013	2.35
MOHAVE	AZ	04015	1.90
NAVAJO	AZ	04017	1.90
PIMA	AZ	04019	2.35
PINAL	AZ	04021	2.35
SANTA CRUZ	AZ	04023	2.10
YAVAPAI	AZ	04025	1.90
YUMA	AZ	04027	2.10
ALAMEDA	CA	06001	1.80
ALPINE	CA	06003	1.70
AMADOR	CA	06005	1.70
BUTTE	CA	06007	1.70
CALAVERAS	CA	06009	1.70
COLUSA	CA	06011	1.70
CONTRA COSTA	CA	06013	1.80
DEL NORTE	CA	06015	1.80
EL DORADO	CA	06017	1.70
FRESNO	CA	06019	1.60
GLENN	CA	06021	1.70
HUMBOLDT	CA	06023	1.80
IMPERIAL	CA	06025	2.00
INYO	CA	06027	1.60
KERN	CA	06029	1.80
KINGS	CA	06031	1.60
LAKE	CA	06033	1.80
LASSEN	CA	06035	1.70
LOS ANGELES	CA	06037	2.10
MADERA	CA	06039	1.60
MARIN	CA	06041	1.80
MARIPOSA	CA	06043	1.70

County/parish/city	State	FIPS Code	Class I Differential Adjusted for Location
MENDOCINO	CA	06045	1.80
MERCED	CA	06047	1.70
MODOC	CA	06049	1.70
MONO	CA	06051	1.60
MONTEREY	CA	06053	1.80
NAPA	CA	06055	1.80
NEVADA	CA	06057	1.70
ORANGE	CA	06059	2.10
PLACER	CA	06061	1.70
PLUMAS	CA	06063	1.70
RIVERSIDE	CA	06065	2.00
SACRAMENTO	CA	06067	1.70
SAN BENITO	CA	06069	1.80
SAN BERNARDINO	CA	06071	1.80
SAN DIEGO	CA	06073	2.10
SAN FRANCISCO	CA	06075	1.80
SAN JOAQUIN	CA	06077	1.70
SAN LUIS OBISPO	CA	06079	1.80
SAN MATEO	CA	06081	1.80
SANTA BARBARA	CA	06083	1.80
SANTA CLARA	CA	06085	1.80
SANTA CRUZ	CA	06087	1.80
SHASTA	CA	06089	1.70
SIERRA	CA	06091	1.70
SISKIYOU	CA	06093	1.80
SOLANO	CA	06095	1.80
SONOMA	CA	06097	1.80
STANISLAUS	CA	06099	1.70
SUTTER	CA	06101	1.70
TEHAMA	CA	06103	1.70
TRINITY	CA	06105	1.80
TULARE	CA	06107	1.60
TUOLUMNE	CA	06109	1.70
VENTURA	CA	06111	1.80
YOLO	CA	06113	1.70
YUBA	CA	06115	1.70
CARSON CITY	NV	32510	1.70

County/parish/city	State	FIPS Code	Class I Differential Adjusted for Location
CHURCHILL	NV	32001	1.70
CLARK	NV	32003	2.00
DOUGLAS	NV	32005	1.70
ELKO	NV	32007	1.90
ESMERALDA	NV	32009	1.60
EUREKA	NV	32011	1.70
HUMBOLDT	NV	32013	1.70
LANDER	NV	32015	1.70
LINCOLN	NV	32017	1.60
LYON	NV	32019	1.70
MINERAL	NV	32021	1.60
NYE	NV	32023	1.60
PERSHING	NV	32027	1.70
STOREY	NV	32029	1.70
WASHOE	NV	32031	1.70
WHITE PINE	NV	32033	1.90
BAKER	OR	41001	1.60
BENTON	OR	41003	1.90
CLACKAMAS	OR	41005	1.90
CLATSOP	OR	41007	1.90
COLUMBIA	OR	41009	1.90
COOS	OR	41011	1.90
CROOK	OR	41013	1.75
CURRY	OR	41015	1.90
DESCHUTES	OR	41017	1.75
DOUGLAS	OR	41019	1.90
GILLIAM	OR	41021	1.75
GRANT	OR	41023	1.60
HARNEY	OR	41025	1.60
HOOD RIVER	OR	41027	1.90
JACKSON	OR	41029	1.90
JEFFERSON	OR	41031	1.75
JOSEPHINE	OR	41033	1.90
KLAMATH	OR	41035	1.75
LAKE	OR	41037	1.75
LANE	OR	41039	1.90
LINCOLN	OR	41041	1.90

County/parish/city	State	FIPS Code	Class I Differential Adjusted for Location
LINN	OR	41043	1.90
MALHEUR	OR	41045	1.60
MARION	OR	41047	1.90
MORROW	OR	41049	1.75
MULTNOMAH	OR	41051	1.90
POLK	OR	41053	1.90
SHERMAN	OR	41055	1.75
TILLAMOOK	OR	41057	1.90
UMATILLA	OR	41059	1.75
UNION	OR	41061	1.60
WALLOWA	OR	41063	1.60
WASCO	OR	41065	1.75
WASHINGTON	OR	41067	1.90
WHEELER	OR	41069	1.75
YAMHILL	OR	41071	1.90